

INSTALLATION INSTRUCTION FOR MAGIC BALLAST COMPATIBLE TUBE WITH ALUMINUM HOUSING



“Plug” and “Play” procedure (UL type A)

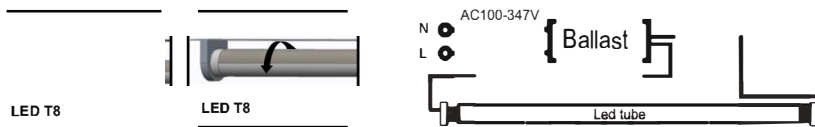
1. Turn off the power to the light fixture at the breaker panel before installation.

2. Open the diffuser from the light fixture.

3. Remove the fluorescent tubes. Please dispose of these items properly as they contain mercury.

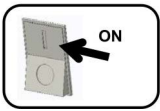


4. Put LED tube into the light fixture.



5. Install the LED tubes, close the diffuser.

6. Turn on the Power.



* For 3 lamp ballasts, 2 TLEDM tubes are required. For 4 lamp ballasts, 3 TLEDM tubes are required.

WARNING:

- Risk of fire. Do not install this lamp in a pre-heat luminaire.
- Risk of electric shock.
- Loose or damaged lamp holder needs to be changed or adjusted before installation.
- Use only in place of fluorescent lamps specified on label.
- This device is not intended for use with emergency exits.
- These lamps are to be used in indoor damp location only.
- Not suitable for wet location.
- These lamps are not to be used with a light dimmer.
- Work with specific instant start electronic ballast only.
- If the lamp or luminaire exhibits undesirable operation (Buzzing, Flickering, etc), immediately turn off power, remove lamp from luminaire and contact manufacturer.
- If lamp does not light when the luminaire is energized, remove this lamp from luminaire and contact manufacturer.
- Do not make mass installation before testing.

Retrofit Procedure (UL type B)

1. Turn off the power to the light fixture at the breaker panel before installation.



2. Remove the diffuser from the light fixture.

3. Remove the fluorescent tubes. Please dispose of these items properly as they contain mercury.

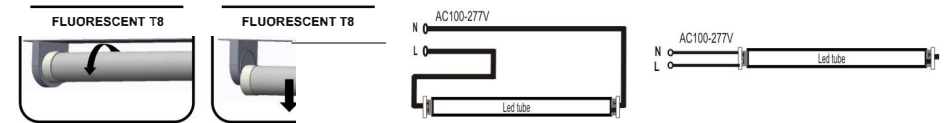
4. Cut the wires shown as the diagram below.



5. Connect the new wire to the branch circuit shown as the diagram below.

6. Replace the cover over the wiring channel.

7. Install the LED tubes, close the diffuser.



8. Turn on the Power



Ballast Compatibility Chart

The accuracy of this chart cannot be guaranteed due to tolerances in both lamps and ballasts, but is the best information that we can pro

Item	Manufacturer	Model
1	GE	GE-132MAX-L/ULTRA
2	GE	GE-232MAX-L/ULTRA
3	GE	GE-332MAX-L/ULTRA
4	GE	GE-432MAX-L/ULTRA
5	GE	GE-132MAX-N/ULTRA
6	GE	GE-232MAX-N/ULTRA
7	GE	GE-332MAX-N/ULTRA
8	GE	GE-432MAX-N/ULTRA
9	GE	GE-132MAX-H/ULTRA
10	GE	GE-232MAX-H/ULTRA
11	GE	GE-332MAX-H/ULTRA
12	GE	GE-432MAX-H/ULTRA
13	GE	GE-132MAX-347-L
14	GE	GE-232MAX-347-L
15	GE	GE-332MAX-347-L
16	GE	GE-432MAX-347-L
17	GE	GE-132MAX-347-N
18	GE	GE-232MAX-347-N
19	GE	GE-332MAX-347-N
20	GE	GE-432MAX-347-N
21	GE	GE-132MAX-347-H
22	GE	GE-232MAX-347-H
23	GE	GE-332MAX-347-H
24	GE	GE-432MAX-347-H
25	GE	GE-132MAX-H-42T
26	GE	GE-232MAX-H-42T
27	GE	GE-332MAX-H-42T
28	GE	GE-432MAX-H-42T
29	GE	GE-159MAX-N/ULTRA
30	GE	GE-132MAX-G-N-DIYB
31	GE	GE-232MAX-G-N-DIYB
32	GE	GE-332MAX-G-N-DIYB
33	GE	GE-432MAX-G-N-DIYB
34	GE	GE-132-120RESDIYB
35	GE	GE-232-120RESDIYB
36	GE	GE-332-120RESDIYB
37	GE	GE-432-120RESDIYB
38	GE	GE240RES120-DIYB
39	GE	GE240RSMVN-DIYB
40	GE	GE-132-120RES-DIY
41	GE	GE-232-120RES-DIY
42	GE	GE-332-120RES-DIY
43	GE	GE-432-120RES-DIY
44	GE	GE-232-120RES-B
45	GE	GE240RS120-DIY
46	GE	GE-132MV-N-DIY
47	GE	GE-232MV-N-DIY
48	GE	GE-332MV-N-DIY
49	GE	GE-432MV-N-DIY
50	GE	GE-259MV-N-DIY
51	GE	GE-232-MVPS-N
52	GE	GE-132-MV-N
53	GE	GE-232-MV-N
54	GE	GE-332-MV-N
55	GE	GE-432-MV-N
56	GE	GE-232MAXP-L/ULTRA
57	GE	GE-259MAX-G-N-DIYB
58	GE	GE260IS-MV-N
59	GE	GE260IS-MV-N-DIYB
60	GE	GE232MVPSH-V03
61	PHILIPS	ICN-2S28
62	PHILIPS	ICN-2S28-N
63	PHILIPS	IZT-132-SC
64	PHILIPS	RZT-2S32
65	PHILIPS	ICN-1P32-N
66	PHILIPS	ICN-2P32-N
67	PHILIPS	ICN-3P32-N
68	PHILIPS	ICN-4P32-N
69	PHILIPS	ICN-1S40-N
70	PHILIPS	ICN-2S40-N
71	PHILIPS	ICN-3S40-N

72	PHILIPS	ICN-4S40-N
73	PHILIPS	REB-1P32-SC
74	PHILIPS	REB-2P32-SC
75	PHILIPS	REB-3P32-SC
76	PHILIPS	REB-4P32-SC
77	PHILIPS	RELB-1S40-N
78	PHILIPS	RELB-2S40-N
79	PHILIPS	RELB-3S40-N
80	PHILIPS	RELB-4S40-N
81	PHILIPS	IOP-1PSP32-SC
82	PHILIPS	IOP-2PSP32-SC
83	PHILIPS	IOP-3PSP32-SC
84	PHILIPS	IOP-4PSP32-SC
85	PHILIPS	IOP-1PSP32-LW-N
86	PHILIPS	IOP-2PSP32-LW-N
87	PHILIPS	IOP-3PSP32-LW-N
88	PHILIPS	IOP-4PSP32-LW-N
89	PHILIPS	IOPA-1P32-N
90	PHILIPS	IOPA-2P32-N
91	PHILIPS	IOPA-3P32-N
92	PHILIPS	IOPA-4P32-N
93	PHILIPS	IOPA-1P32-LM-N
94	PHILIPS	IOPA-2P32-LM-N
95	PHILIPS	IOPA-3P32-LM-N
96	PHILIPS	IOPA-4P32-LM-N
97	PHILIPS	GOPA-1P32-SC
98	PHILIPS	GOPA-2P32-SC
99	PHILIPS	GOPA-3P32-SC
100	PHILIPS	GOPA-4P32-SC
101	SYLVANIA	QHE1x32T8/UNV ISL-SC
102	SYLVANIA	QHE2x32T8/UNV ISL-SC
103	SYLVANIA	QHE3x32T8/UNV ISL-SC
104	SYLVANIA	QHE4x32T8/UNV ISL-SC
105	SYLVANIA	QHE1x32T8/UNV ISN-SC
106	SYLVANIA	QHE2x32T8/UNV ISN-SC
107	SYLVANIA	QHE3x32T8/UNV ISN-SC
108	SYLVANIA	QHE4x32T8/UNV ISN-SC
109	SYLVANIA	QHE1x32T8/UNV ISH-SC
110	SYLVANIA	QHE2x32T8/UNV ISH-SC
111	SYLVANIA	QHE3x32T8/UNV ISH-SC
112	SYLVANIA	QHE4x32T8/UNV ISH-SC
113	SYLVANIA	QHE1x32T8/UNV ISL-SC-1
114	SYLVANIA	QHE2x32T8/UNV ISL-SC-1
115	SYLVANIA	QHE3x32T8/UNV ISL-SC-1
116	SYLVANIA	QHE4x32T8/UNV ISL-SC-1
117	SYLVANIA	QHE1x32T8/UNV ISN-SC-1
118	SYLVANIA	QHE2x32T8/UNV ISN-SC-1
119	SYLVANIA	QHE3x32T8/UNV ISN-SC-1
120	SYLVANIA	QHE4x32T8/UNV ISN-SC-1
121	SYLVANIA	QHE1x32T8/UNV ISH-SC-1
122	SYLVANIA	QHE2x32T8/UNV ISH-SC-1
123	SYLVANIA	QHE3x32T8/UNV ISH-SC-1
124	SYLVANIA	QHE4x32T8/UNV ISH-SC-1
125	SYLVANIA	QTP1x32T8/UNV PSN-SC
126	SYLVANIA	QTP2x32T8/UNV PSN-SC
127	SYLVANIA	QTP3x32T8/UNV PSN-SC
128	SYLVANIA	QTP4x32T8/UNV PSN-SC
129	SYLVANIA	QHE1x32T8/UNV PSN-MC
130	SYLVANIA	QHE2x32T8/UNV PSN-MC
131	SYLVANIA	QHE3x32T8/UNV PSN-MC
132	SYLVANIA	QHE4x32T8/UNV PSN-MC
133	SYLVANIA	QHE1x32T8/347 ISL-SC
134	SYLVANIA	QHE2x32T8/347 ISL-SC
135	SYLVANIA	QHE3x32T8/347 ISL-SC
136	SYLVANIA	QHE4x32T8/347 ISL-SC
137	SYLVANIA	QHE1x32T8/347 ISN-SC
138	SYLVANIA	QHE2x32T8/347 ISN-SC
139	SYLVANIA	QHE3x32T8/347 ISN-SC
140	SYLVANIA	QHE4x32T8/347 ISN-SC
141	SYLVANIA	QHE1x32T8/347 ISH-SC
142	SYLVANIA	QHE2x32T8/347 ISH-SC
143	SYLVANIA	QHE3x32T8/347 ISH-SC
144	SYLVANIA	QHE4x32T8/347 ISH-SC
145	SYLVANIA	QTP1x32T8/UNV ISL-SC
146	SYLVANIA	QTP2x32T8/UNV ISL-SC
147	SYLVANIA	QTP3x32T8/UNV ISL-SC
148	SYLVANIA	QTP4x32T8/UNV ISL-SC

149	SYLVANIA	QTP1x32T8/UNV ISN-SC
150	SYLVANIA	QTP2x32T8/UNV ISN-SC
151	SYLVANIA	QTP3x32T8/UNV ISN-SC
152	SYLVANIA	QTP4x32T8/UNV ISN-SC
153	SYLVANIA	QTP1x32T8/UNV ISH-SC
154	SYLVANIA	QTP2x32T8/UNV ISH-SC
155	SYLVANIA	QTP3x32T8/UNV ISH-SC
156	SYLVANIA	QTP4x32T8/UNV ISH-SC
157	SYLVANIA	QTP1x40T12/UNV RS-SC
158	SYLVANIA	QTP2x40T12/UNV RS-SC
159	SYLVANIA	QTP3x40T12/UNV RS-SC
160	SYLVANIA	QTP4x40T12/UNV RS-SC
161	SYLVANIA	QHE1x59T8/UNV ISL-SC
162	SYLVANIA	QHE2x59T8/UNV ISL-SC
163	SYLVANIA	QHE3x59T8/UNV ISL-SC
164	SYLVANIA	QHE4x59T8/UNV ISL-SC
165	SYLVANIA	QHE1x59T8/UNV ISN-SC
166	SYLVANIA	QHE2x59T8/UNV ISN-SC
167	SYLVANIA	QHE3x59T8/UNV ISN-SC
168	SYLVANIA	QHE4x59T8/UNV ISN-SC
169	SYLVANIA	QHE1x59T8/UNV ISH-SC
170	SYLVANIA	QHE2x59T8/UNV ISH-SC
171	SYLVANIA	QHE3x59T8/UNV ISH-SC
172	SYLVANIA	QHE4x59T8/UNV ISH-SC
173	SUNPARK	U-1/32PSE
174	SUNPARK	U-2/32PSE
175	SUNPARK	U-3/32PSE
176	SUNPARK	U-1/32ISE
177	SUNPARK	U-2/32ISE
178	SUNPARK	U-3/32ISE
179	SUNPARK	U-1/32ISE-HBF
180	SUNPARK	U-2/32ISE-HBF
181	SUNPARK	U-1/32ISE-LBF
182	SUNPARK	U-2/32ISE-LBF
183	SUNPARK	U-2/32IS
184	SUNPARK	120-2/32IS-HPF
185	SUNPARK	SP120-2/40LT
186	SUNPARK	SL15T
187	ROBERTSON	ISU232T8120
188	ROBERTSON	PSA224T5MV
189	TRIAD	B232IUNVEL-A
190	TRIAD	B232IUNVHP-B
191	TRIAD	B232IUNVHP-N
192	TRIAD	B234SR120M-A
193	HI	EPH2/32IS/MV/MC/HE
194	HI	E2/40RS-120MC
195	ESPEN	VE232MVHIPL
196	ESPEN	VE259120HIP
197	PROLUME	EP232IS/L/MV/SL
198	WORKHORSE	WH3-120-L
199	SUPERIOR LIFE	70201
200	LUNAPRO	EB232PRS-U-ES

Note: 1, This tube maybe can not work with the ballasts in the above list because they are too old or
2, This tube maybe can work with the ballasts which not covered by the above list because the
3, Do not make mass installation without testing.

INSTANT START BALLAST
INSTANT START BALLAST
INSTANT START BALLAST
INSTANT START BALLAST
INSTANT START BALLAST
INSTANT START BALLAST
INSTANT START BALLAST
INSTANT START BALLAST
INSTANT START BALLAST
RAPID START BALLAST
RAPID START BALLAST
RAPID START BALLAST
RAPID START BALLAST
INSTANT START BALLAST
INSTANT START BALLAST
INSTANT START BALLAST
INSTANT START BALLAST
INSTANT START BALLAST
INSTANT START BALLAST
INSTANT START BALLAST
INSTANT START BALLAST
INSTANT START BALLAST
INSTANT START BALLAST
INSTANT START BALLAST
INSTANT START BALLAST
INSTANT START BALLAST
INSTANT START BALLAST
RAPID START BALLAST
RAPID START BALLAST
RAPID START BALLAST
INSTANT START BALLAST
INSTANT START BALLAST
INSTANT START BALLAST
INSTANT START BALLAST
INSTANT START BALLAST
INSTANT START BALLAST
INSTANT START BALLAST
INSTANT START BALLAST
INSTANT START BALLAST
RAPID START BALLAST
RAPID START BALLAST
INSTANT START BALLAST
PROGRAMMED START BALLAST
INSTANT START BALLAST
INSTANT START BALLAST
INSTANT START BALLAST
RAPID START BALLAST
INSTANT START BALLAST
RAPID START BALLAST
INSTANT START BALLAST
INSTANT START BALLAST
INSTANT START BALLAST
INSTANT START BALLAST
INSTANT START BALLAST
PROGRAMMED RAPID START BALLAST

*maybe have special technical data.
re are so many ballast models.*