

### APPLICATIONS

Commercial grade enclosed and gasketed fluorescent fixture. For use in both indoor and outdoor applications where dust and moisture resistance is required. Ideal for marinas, barns, canopies and other areas susceptible to corrosive conditions.

### FEATURES & BENEFITS

- ◆ Dust and moisture resistant
- ◆ Virtually unbreakable fiberglass housing provides superior corrosion resistance
- ◆ No drilling necessary with external brass studs
- ◆ Optional stainless mounting bracket
- ◆ White molded end plugs snap and lock to maintain tight seal of unused end holes
- ◆ Available in lengths from 24" to 96" - (2', 4', 8' lengths)
- ◆ High impact acrylic diffuser held with positive cam latches
- ◆ Continuous poured in place gasket
- ◆ No joints to open
- ◆ Uses T5HO, T8 or T12 lamps
- ◆ Weatherproof hub included
- ◆ **UL** listed for wet location

### SPECIFICATIONS

High quality enclosed fiberglass fixture features a unique continuous poured gasket which completely fills channel for maximum seal integrity. Diffuser is held in place with retaining latches. Hole is 7/8" diameter and is provided with a plastic plug on one end for conduit attachment. Offset mounting pads which keeps luminaire level and slightly off of mounting surface are formed within the housing. Highly reflective coated interior surface improves efficiency. Standard diffuser is high impact acrylic with textured pattern for high efficiency while providing reduced glare. Listed by and bears **UL** label.



### ORDERING DATA

### EXAMPLE: VT-232MV

VT							
Series	# of Lamps	Lamp Size			Ballast Type	Options	
VT	1 1 Lamp	14	T5	22"	MV	B1	
	2 2 Lamp	17	T8	24"	120	B2	
		24	T5HO	22"	277	B3	
		28	T5	46"	PMV	B51	
		32	T8	48"	LED	B52	
		32TAN	T8	2-48" Tandem		LED2	B53
		48T8HO	T8HO	48"			OS
		48T12HO	T12HO	48"			11
		54	T5HO	46"			21
		54TAN	T5HO	2-46" Tandem			22
		96T8	T8SL	96"			31
		96T8HO	T8HO	96"			PC
		96T12HO	T12HO	96"			SL

\*Battery Backup (#) if ordering separately.  
Lamps sold and shipped on the side.  
Call for additional options

\*\*See chart below for whip & cord ordering options

**Cord & Whip Ordering Chart (Add to End of Fixture Part Number)						
Part No.	# of Wires	Length	End Fitting	Finish	Voltage	Amps (TL Only)
WP - Whip	(Blank) 3 Wire	(Blank) 6 feet	(Blank) No Plug	BK - Black	(Blank) 120-277V	15 - 15 Amps
CS - Cordset	4 - 4 Wire	8 - 8 feet	P* - Standard Plug	WH - White	120 - 120V	20 - 20 Amps
	5 - 5 Wire	10 - 10 feet	TL* - Twist Lock		277 - 277V	
	6 - 6 Wire	12 - 12 feet			347 - 347V	
		15 - 15 feet			480 - 480V	

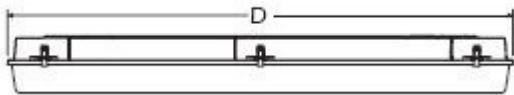
Dimensions and specifications subject to change without notice.



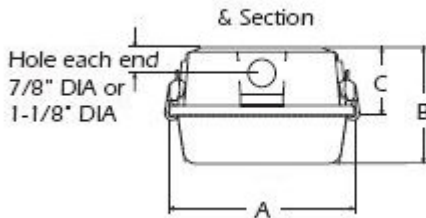
Brands		Performance Levels			
Code No.	Description	Ballast			
A	Advance	Manufacturer	Standard - Leave blank if no preference	High Efficiency Instant Start	High Efficiency Program Start
G	GE Ballast	Advance (A)	Centium ICN (A)	Optanium (AL, AN, AH)	Optanium PS (APL, APN ???)
L	Lutron	GE (G)	Proline GE (G)	UltraMax (GL, GN, GH)	UltraStart (GPL, GPH, GPH)
S	Sylvania Ballast	Osrarn/Sylvania (S)	Quicktronic Pro (S)	Quicktronic QHE (SL, SN, SH)	ProStart (SPL, SPN, SPH)
U	Universal	Universal (U)	ULT STD Electronic (U)	HP Electronic (UL, UN, UH)	AccuStart (UPI, UPN, UPH)

### DIMENSIONS

#### SIDE VIEW



#### END VIEW



#### NOMINAL DIMENSIONS

MODEL CONFIGURATION	A	B	C	D
2'	7"	5 3/16"	3 3/16"	25 7/8"
4'	7"	5 3/16"	3 3/16"	50"
8'	7"	5 3/16"	3 3/16"	98"

PHOTOMETRIC DATA										
Co-efficients of Utilization 2-Light										
RCR	RF	.30								
	RC	.80			.70			.50		
	RW	.50	.30	.10	.50	.30	.10	.50	.30	.10
	1	.27	.22	.18	.26	.21	.18	.24	.20	.16
	2	.35	.29	.24	.33	.28	.23	.30	.26	.21
	3	.41	.34	.30	.39	.33	.29	.35	.30	.27
	4	.45	.40	.35	.44	.38	.34	.39	.35	.31
	5	.51	.45	.41	.48	.53	.38	.43	.38	.35
	6	.56	.51	.46	.54	.48	.44	.47	.43	.39
	7	.61	.55	.50	.57	.52	.48	.50	.46	.42
8	.64	.59	.54	.60	.55	.51	.52	.49	.46	
9	.68	.64	.59	.64	.59	.56	.56	.52	.50	
10	.71	.68	.64	.67	.63	.60	.58	.55	.53	

### ACCESSORIES

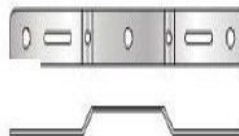
H73=Replacement Latch



H83=Replacement Latch



H75=VT Mounting Brackets



L293 Replacement 2 Ft. Standard Lens  
L196 Replacement 4 Ft. Standard Lens  
L197 Replacement 8 Ft. Standard Lens

Dimensions and specifications subject to change without notice.

