

VB/VBN SERIES

Wall Mount Bath Bars



The VB/VBN bath bar series of fixtures allow the lighting designers to provide a cost effective, yet elegantly styled luminaire.

- Range of colors available from basic opaque white to a family of marble effects.
- Diffusers give the appearance of frosted glass or marble grains or a variety of opaque faux marble finishes
- UL listed for damp locations

CONSTRUCTION

The diffuser assembly consists of a solid white, clear, fluted or white fluted profile mated to a choice of end cap sizes and colors. We have expanded the range of offerings on the VB/VBN series to include a new frosted ribbed diffuser. The new diffusers give the appearance of frosted glass, while maintaining the shipping and usage durability of acrylic. The diffuser is available with a full range of standard caps, narrow caps, inclusive of all marble colors and trim options.

SIZE W x L x H in inches

VB 1 1/2" End Cap

2ft - 4 3/4"W x 25 1/2"L x 4"Dp

4ft - 4 3/4"W x 49 1/2"L x 4"Dp

VBN 1/2" End Cap

2ft - 4 3/4"W x 25 1/2"L x 4"Dp

4ft - 4 3/4"W x 49 1/2"L x 4"Dp

The most economical, practical, and user friendly series of LED fixtures with energy savings, quality of light, long life and hassle-free maintenance/ EZLED fixtures are UL listed with the latest LED T8 bypass lamps. These fixtures provide over 44% energy savings over comparable fluorescent fixtures utilizing less expensive fixtures than the fluorescent version (no ballast required). They also provide the flexibility to change the wattage and color temperature at any time. Are you concerned about maintenance with an LED array and driver fixture? EZLED resolves that issue by utilizing a self-contained LED lamp that fits into your fixture just like the classic fluorescent tube. The fixture performance will evolve over time with the evolution of the T8 LED lamp technology, and our five-year warranty guarantees a reliable, high quality product.

Lamp Specifications

Our EZLED fixtures come standard with SaveGreen T8 LED lamps. They are available in 2 or 4 foot sizes in different wattage, lumens, and color temperature options (see lamp options and specifications at www.savegreenlighting.com).

- L70 > 50000 hrs.
- Operating temperature: -20°C to 50°C
- Color Temperature: 3500K, 4000K, 5000K
- G13 pins (same as fluorescent linear T8 bipin)
- AC100-277V
- Integral driver (non-isolated) eliminates the need for external driver or ballast
- Environmentally friendly, no mercury used
- UL Classified
- Min CRI 80
- 5 year warranty

Optional Dimming

The 4 foot lamps are available with a dimming option. Specially designed dimming lamps require an external driver that runs 1 or 2 lamps (more than 2 lamps require multiple external drivers).

Emergency Options

The standard EZLED lamps require an inverter or an all-in-one emergency kit that includes LED array, battery, and driver. Dimmable T8 LED with external driver works with standard LED EM in it.

ORDERING DATA

EXAMPLE: VB-132LEDL15WIVC840LUN

Series	# of Lamps	Lamp Type	Lens	End Cap Finish	Trim	Color Temp	Lamp Brand
VB	1 1 Lamps	17 24 inch T8	(blank) White Smooth	IV Ivory	C Chrome	830 3000K	Blank House Brand Lamp (Savegreen)
VBN	2 2 Lamps	32 48 inch T8	WR White Ribbed	BM Black Marble	B Brass	835 3500K	LUN Lunera Brand
			CR Clear Ribbed	VG Verde Green	(blank) No trim	840 4000K	KEY Keystone Brand
			FR Frosted Ribbed	PM Peach Marble		850 5000K	JAM James Brand**
				SW Solid White (translucent)			**Special Order
				AL Alabaster			
				TO Tortoise			
				WM White Marble			
				BW Bone White			
				BG Black Gravel			

Lamp Wattage

2ft.

LEDL7W 7 Watts 950 Lumens **Keystone**

LEDL9W 9 Watts 1150 Lumens **Lunera**

LEDL9W 9 Watts 1050 Lumens

4ft.

LEDL12W 12.5 Watts 1750 Lumens **Keystone**

LEDL15W 15 Watts 1850 Lumens **Lunera**

LEDL15W 15 Watts 1740 Lumens

LEDL18W* 18 Watts 2500 Lumens

*Premium lamp option

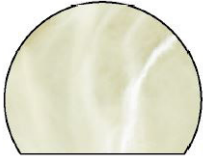


Dimensions and specifications subject to change without notice.


800-444-WATT | www.mobern.com
8200 Stayton Dr., Ste. 500, Jessup, MD 20794

CAT#	
JOB NAME	TYPE


End Cap Color Selection Guide



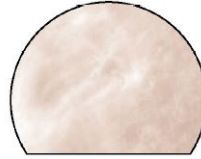
IV-Ivory Marble



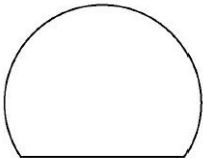
BM-Black Marble



VG-Verde Green



PM-Peach Marble



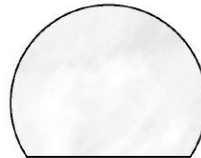
SW-Solid White



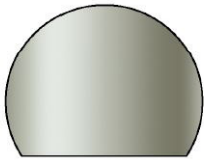
AL-Alabaster



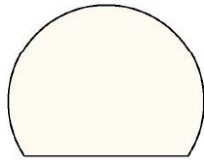
TO-Tortoise



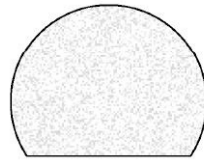
WM-White Marble



SV-Silver
(narrow only)



BW-Bone White



BG-Black Gravel

Dimensions and specifications subject to change without notice.

