


APPLICATIONS

Make a bold statement in your space with this dramatic geometric shape of light. Choose from two sizes of squares, 4 and 8 foot sides, in a 4 inch linear profile. Lit corners, shadowless LED lighting and energy efficient performance provides excellent general lighting. This distinctive architectural preconfigured fixture is ideal for circulation spaces, lobbies, retail and conference rooms. Available in two lumen packages and in a variety of finishes.



FEATURES & BENEFITS

- ◆ Lamp life rated at 50,000 hours
- ◆ 6 or 8 watts per foot; ~100 lumens per watt
- ◆ 5 years warranty
- ◆ >80 CRI
- ◆ Surface mounted to ceiling or pendant hung by stem or cable

SPECIFICATIONS

Housing is die-formed and welded 22 gauge cold rolled steel. A 1/2" regressed flange at the bottom insures uniformity and rigidity. Fixtures can be surface mounted to the ceiling or pendant hung by stem or cable. Standard lens is a snap in frosted lens especially made for LED. Other lens options including a bladed louver are available. Fixture assemblies and installs easily with 4 cable kits that connect at each corner.

Size: W x L x H in inches
4x4: 48"W x 48"L x 4"H
8x8: 96"W x 96"L x 4"H

ORDERING DATA

EXAMPLE: SQ44SF4x4LED96DMV30WHSQHC401WH

SQ44		LED							
Series	Dimensions	Gear	Light Distribution	Driver	Color Temp				
SQ44 Pendant Mount Direct Only	4x4 48"W x 48"L x 4"H 8x8 96"W x 96"L x 4"H	LED	Blank Down Light Only	DMV 120-277VAC Dimming Multivolt 0-10V FIDMV Factory Installed Dimming Multivolt 120-277VAC 0-10V	30 3000K 35 3500K 40 4000K 50 5000K				
Lens Material		Wattage / Lumens		Finish		Hanging/Power Feed Kit			
SF Snap In Frosted Acrylic Lens (85% Transmission) MW Matte White Lens S.5 Specular Parabolic Louver PLA White Cubed Acrylic Louver LV Bladed Louver Semi Specular A Prismatic Acrylic #12 pattern		4x4 96 96 Watts 9600 Lumens 128 128 Watts 12800 Lumens 8x8 192 192 Watts 19200 Lumens 256 256 Watts 25600 Lumens Lumens are subject to a tolerance of ±10% Wattage is approximate and subject to a tolerance of ±5%		WH White BK Black SL Silver IN Iron RD Red BZ Bronze		SQHC401WH 4 ft. cable kit with 3 wire power feed SQHC402WH 8 ft. cable kit with 3 wire power feed SQHC401WH5W 4 ft. cable kit with 5 wire power feed SQHC402WH5W 4 ft. cable kit with 5 wire power feed			

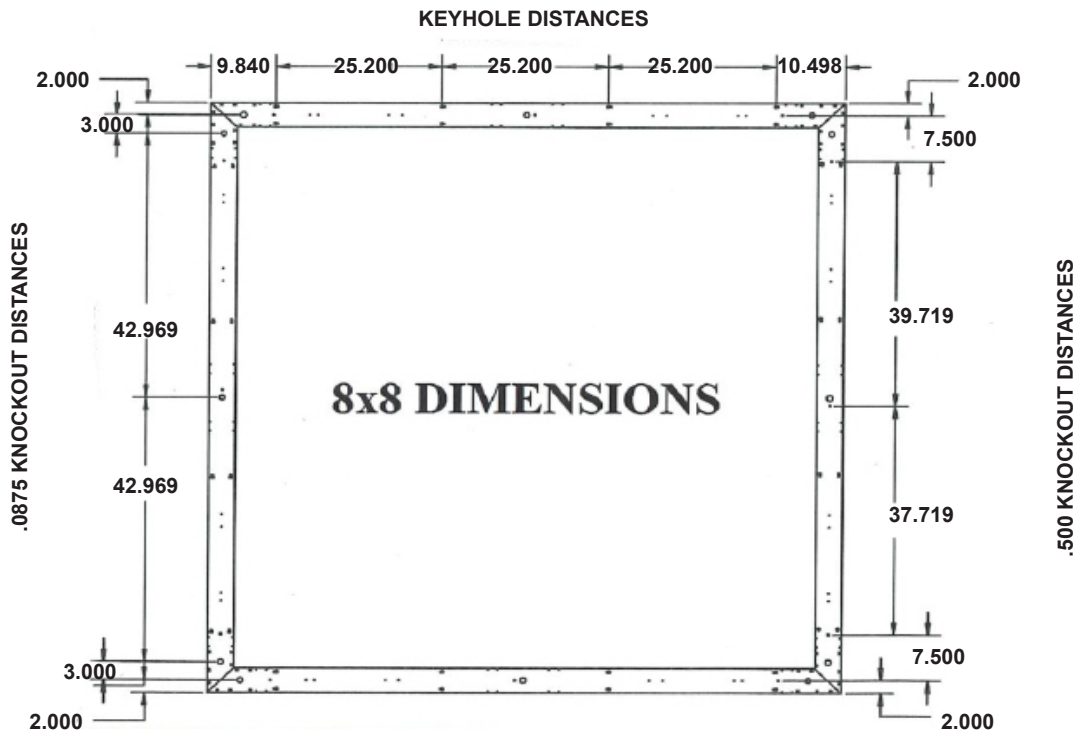
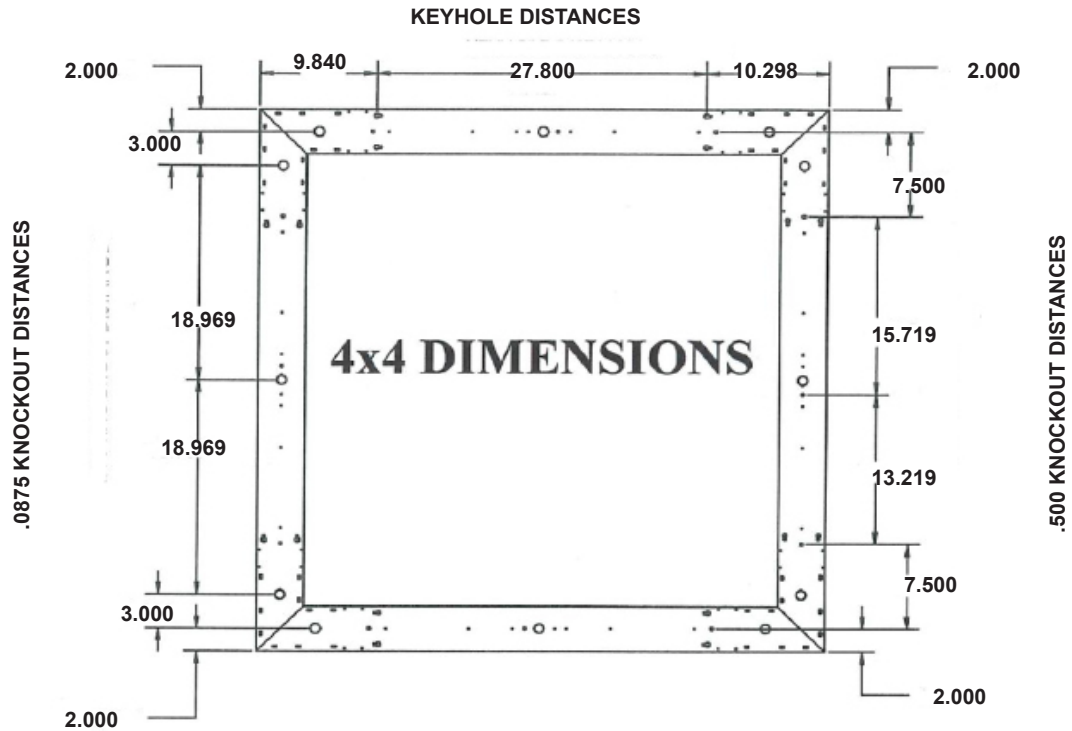
NOTE: Custom length available. Consult factory for additional information

Dimensions and specifications subject to change without notice.



◆ 800-444-WATT ◆ www.mobern.com ◆
 8200 Stayton Dr., Ste. 500, Jessup, MD 20794

CAT#	
JOB NAME	TYPE



Dimensions and specifications subject to change without notice.



◆ 800-444-WATT ◆ www.mobern.com ◆
8200 Stayton Dr., Ste. 500, Jessup, MD 20794

CAT#	
JOB NAME	TYPE