

APPLICATIONS

The RDISEH LED is a specification grade, high efficiency, volumetric recessed LED luminaire which provides smooth and uniform ambient lighting for all commercial and industrial buildings with recessed configurations. Reflected light from matte surfaces provide a softened appearance to the modern office environment.

FEATURES & BENEFITS

- ◆ Volumetric recessed luminaire provides a low glare light source
- ◆ Matte white reflective surface for soft, uniform light distribution
- ◆ 0-10V dimming driver standard
- ◆ Easy access plate for quick wiring
- ◆ High efficiency; High output
- ◆ Min CRI 82
- ◆ L₇₀ >100,000 hrs
- ◆ L90 life from 32,000 to >103,000 hrs (Wattage dependent)
- ◆ cETL_{US} listed for damp locations up to 67 watts
- ◆ 5 year limited warranty (consult for extended warranties up to 10 years)



SPECIFICATIONS

Housing is die-formed and embossed code 22 gauge steel. Luminaire body finish is high reflectance baked white enamel, with matte white reflectors. Wiring knockouts are provided on the back of housing. Center diffuser snaps into place; no tools are required for removal.

ORDERING DATA

EXAMPLE: RDISEH24-LED48FRDMV40

RDISEH				Lens		Driver Type		Color Temp			
Series	Size	Gear	Wattage / Lumens								
RDISEH High Efficiency Center Basket	22 2x2	LED	2x4		FR	Frosted Lens	DMV	120-277VAC 0-10V Dimmable	30	3000K	
			15	15 Watts							2275 Lumens
	24 2x4	20	20 Watts	2870 Lumens							
		24	24 Watts	3245 Lumens							
				2x2				SDMV	120-277VAC Step Dimmable 100%-40%	35	3500K
				28	28 Watts						
				35	35 Watts	4825 Lumens					
				40	40 Watts	5445 Lumens					
				48	48 Watts	6435 Lumens					
				62	62 Watts	7870 Lumens					
				2x2					50	5000K	
				15	15 Watts						1945 Lumens
				20	20 Watts	2620 Lumens					
				24	24 Watts	3045 Lumens					
				28	28 Watts	3365 Lumens					
35				35 Watts	4160 Lumens						
			40	40 Watts	4670 Lumens						
			45	45 Watts	5110 Lumens						

Options

- EM** Emergency Battery Pack
10W ~1300 Lumens
- EM4F** Emergency Battery Pack
4W ~450 Lumens
- EM5** Emergency Battery Pack
5W ~650 Lumens
- EM7** Emergency Battery Pack
7W ~900 Lumens

* Emergency Drivers may be remote mounted on 2x2 fixtures

See chart on page 2 for
DLC listed models

Lumens at 4000K 25°C are subject to a tolerance of ±10%
Wattage is approximate and subject to a tolerance of ±5%

Dimensions and specifications subject to change without notice.



◆ 800-444-WATT ◆ www.mobern.com ◆

8200 Stayton Dr., Ste. 500, Jessup, MD 20794

CAT#

JOB NAME

TYPE



DLC Standard Listed Models	
RDISEH22-LED28FRDMVxx	xx = Color Temp 30,35,40,50
RDISEH22-LED35FRDMVxx	xx = Color Temp 30,35,40,50
RDISEH22-LED40FRDMVxx	xx = Color Temp 30,35,40,50
RDISEH22-LED45FRDMVxx	xx = Color Temp 30,35,40,50
RDISEH24-LED28FRDMVxx	xx = Color Temp 30,35,40,50
RDISEH24-LED35FRDMVxx	xx = Color Temp 30,35,40,50
RDISEH24-LED40FRDMVxx	xx = Color Temp 30,35,40,50
RDISEH24-LED48FRDMVxx	xx = Color Temp 30,35,40,50
RDISEH24-LED62FRDMVxx	xx = Color Temp 30,35,40,50
DLC Premium Listed Models	
RDISEH22-LED15FRDMVxx	xx = Color Temp 30,35,40,50
RDISEH22-LED20FRDMVxx	xx = Color Temp 30,35,40,50
RDISEH22-LED24FRDMVxx	xx = Color Temp 30,35,40,50

Dimensions and specifications subject to change without notice.

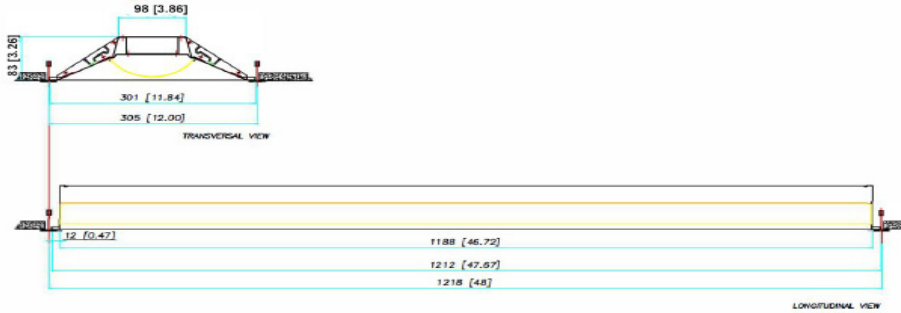


◆ 800-444-WATT ◆ www.mobern.com ◆
8200 Stayton Dr., Ste. 500, Jessup, MD 20794

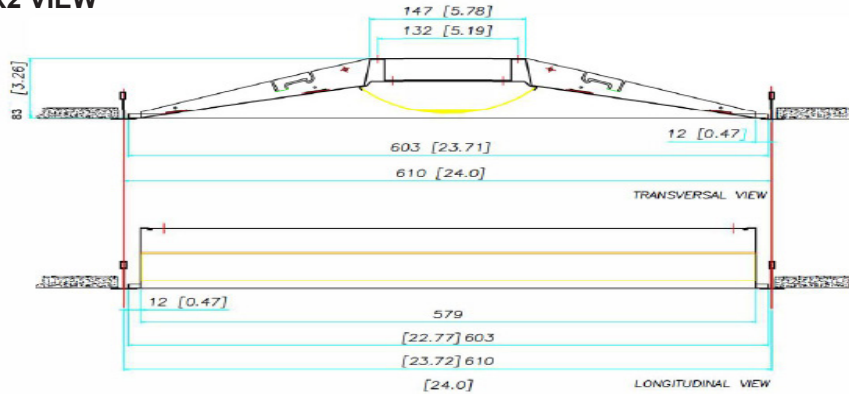
CAT#			
JOB NAME		TYPE	

DIMENSIONS

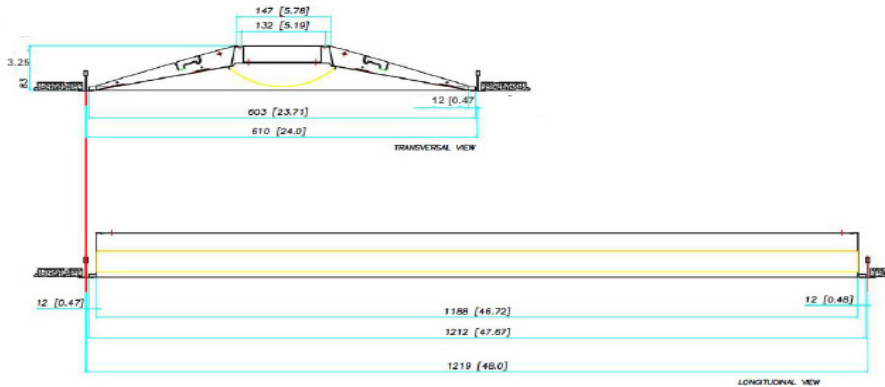
1x4 VIEW



2x2 VIEW



2x4 VIEW



Dimensions and specifications subject to change without notice.



◆ 800-444-WATT ◆ www.mobern.com ◆
 8200 Stayton Dr., Ste. 500, Jessup, MD 20794

CAT#	
JOB NAME	
TYPE	