

APPLICATIONS

Specification grade, low profile direct/indirect wall mount with up and forward throw optics, a sleek wall mount companion to the pendant mount indirect. This wall mount is ideal for brightening perimeters of offices or spectacular wall lighting systems for corridors. Matches with our LI Series for a consistent look.

FEATURES & BENEFITS

- ◆ Continuous row mounting
- ◆ Post Painted Powder Coat finish
- ◆ White standard, custom colors are available
- ◆ Wall bracket mount
- ◆ cETL_{us} Listed for damp locations



APPLICATIONS

Housing is die-formed and embossed code 20 gauge steel with die cast aluminum end caps. Standard finish is powder coat white. Custom colors available. An enhanced white aluminum reflector is included.

ORDERING DATA

EXAMPLE: LIWMP-48LED48DMVWH40

LIW		LED		DMV		Color Temp		Options	
Series	Body Style	Gear	Wattage & Lumens	Driver	Finish				
LIW	MP Perforated	LED	4ft	DMV 120-277VAC	WH White (std)	30	3000K	EM	10W, 1200 Lumen
	MS White Lens								Battery Backup
	MB Louver								EM5 5W, 600 Lumen
	MN Solid								Battery Backup
					SL Silver	40	4000K	EM7 7W, 900 Lumen	
					BZ Bronze	50	5000K	Battery Backup	
			8ft						
			48 48 watts 4800 Lumens						
			57 57 watts 5400 Lumens						
			96 96 inches						
			96 96 inches						
			48 48 watts 4800 Lumens						
			97 97 watts 9600 Lumens						
			114 114 watts 10800 Lumens						


Configuration	
Blank	End Caps Included
-J	Joiner - No End Caps Included

*Lumens vary per body style and are approximate

DIMENSIONS

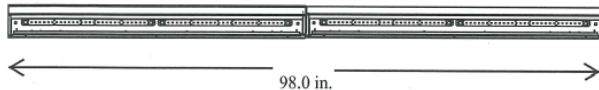
4-FOOT MODEL

TOP VIEW



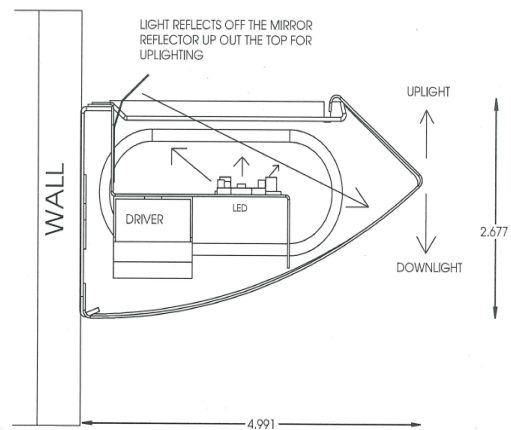
8-FOOT MODEL

TOP VIEW



Dimensions and specifications subject to change without notice.

END VIEW



◆ 800-444-WATT ◆ www.mobern.com ◆

Stayton Dr., Ste. 500, Jessup, MD 20794 8200

#CAT

JOB NAME

TYPE