


### APPLICATION

This LED industrial high bay is perfect for warehouse lighting. Premium designed reflectors provide efficient lighting and maximum throw for medium to high mount applications. The HBIA LED is built tough for industrial applications.

### FEATURES & BENEFITS

- ◆ Designed for surface, pendant, stem, or chain hanging
- ◆ Mounting holes provided for simple, fast installation
- ◆ Galvanized steel body
- ◆ Multiple KOs and access plate on back for rapid wiring
- ◆ ETL<sub>us</sub> listed



### ORDERING DATA

EXAMPLE: HBIA48-LED175DMV40

HBIA		LED		Driver		Lens		Color Temp	
Series	Size	Gear		DMV		Blank		30	35
HBIA	48 48" Nominal Length	LED		120-277VAC		No Lens		3000K	
LED Industrial High Bay Open Frame	24 24" Nominal Length			0-10V Dimmable		FR	Door Frame	3500K	
				DHV	347-480VAC		Frosted Smooth Acrylic	4000K	
					0-10V Dimmable			50	5000K
		<b>Wattage / Lumens</b>						<b>Options</b>	
		<b>24in 2 Rows</b>						EM 10 Watts, 1600 Lumens, Battery Backup	
		75 75 Watts 10500 Lumens						OS Occ Sensor - On/Off	
		89 89 Watts 12000 Lumens						OSD Occ Sensor w/ Dimming & Daylight Harvesting	
		<b>24in 4 Rows</b>						DH Daylight Harvesting	
		132 132 Watts 19000 Lumens						CS 6' Cord 18/3	
		175 175 Watts 24000 Lumens						CS8 8' Cord 18/3	
		<b>48in 2 Rows</b>						CS12 12' Cord 18/3	
		104 104 Watts 15000 Lumens						CS8TL277 8' Cordset 277V, 3-WIRE, NEMA L7-15P	
		132 132 Watts 19000 Lumens						WP 6' Whip-MC	
		175 175 Watts 24000 Lumens						WP12 12' Whip-MC	
		<b>48in 4 Rows</b>						WG Wraparound Wire Guard	
		215 215 Watts 32000 Lumens						SS Integrated Sensor	
		280 280 Watts 40000 Lumens							
		355 355 Watts 49000 Lumens							

\*See chart below for whip & cord ordering options

*Cord & Whip Ordering Chart (Add to End of Fixture Part Number)						
Part No.	# of Wires	Length	End Fitting	Finish	Voltage	Amps (TL Only)
WP - Whip	(Blank) 3 Wire	(Blank) 6 feet	(Blank) No Plug	BK - Black	(Blank) 120-277V	15 - 15 Amps
CS - Cordset	4 - 4 Wire	8 - 8 feet	P* - Standard Plug	WH - White	120 - 120V	20 - 20 Amps
	5 - 5 Wire	10 - 10 feet	TL* - Twist Lock		277 - 277V	
	6 - 6 Wire	12 - 12 feet			347 - 347V	
		15 - 15 feet			480 - 480V	

See chart on page 2 for DLC listed models

Dimensions and specifications subject to change without notice.



DLC



DLC Listed Models 24"	
HBIA24-LED75DHVxx	xx = Color Temp 35, 40, 50
HBIA24-LED75DHVFRxx	xx = Color Temp 35, 40, 50
HBIA24-LED75DMVxx	xx = Color Temp 35, 40, 50
HBIA24-LED75DMVFRxx	xx = Color Temp 35, 40, 50
HBIA24-LED89DHVxx	xx = Color Temp 35, 40, 50
HBIA24-LED89DHVFRxx	xx = Color Temp 35, 40, 50
HBIA24-LED89DMVxx	xx = Color Temp 35, 40, 50
HBIA24-LED89DMVFRxx	xx = Color Temp 35, 40, 50
HBIA24-LED132DHVxx	xx = Color Temp 35, 40, 50
HBIA24-LED132DHVFRxx	xx = Color Temp 35, 40, 50
HBIA24-LED132DMVxx	xx = Color Temp 35, 40, 50
HBIA24-LED132DMVFRxx	xx = Color Temp 35, 40, 50
HBIA24-LED175DHVxx	xx = Color Temp 35, 40, 50
HBIA24-LED175DHVFRxx	xx = Color Temp 35, 40, 50
HBIA24-LED175DMVxx	xx = Color Temp 35, 40, 50
HBIA24-LED175DMVFRxx	xx = Color Temp 35, 40, 50

DLC Listed Models 48"	
HBIA48-LED104DHVxx	xx = Color Temp 35, 40, 50
HBIA48-LED104DHVFRxx	xx = Color Temp 35, 40, 50
HBIA48-LED104DMVxx	xx = Color Temp 35, 40, 50
HBIA48-LED104DMVFRxx	xx = Color Temp 35, 40, 50
HBIA48-LED132DHVxx	xx = Color Temp 35, 40, 50
HBIA48-LED132DHVFRxx	xx = Color Temp 35, 40, 50
HBIA48-LED132DMVxx	xx = Color Temp 35, 40, 50
HBIA48-LED132DMVFRxx	xx = Color Temp 35, 40, 50
HBIA48-LED175DHVxx	xx = Color Temp 35, 40, 50
HBIA48-LED175DHVFRxx	xx = Color Temp 35, 40, 50
HBIA48-LED175DMVxx	xx = Color Temp 35, 40, 50
HBIA48-LED175DMVFRxx	xx = Color Temp 35, 40, 50
HBIA48-LED215DHVxx	xx = Color Temp 35, 40, 50
HBIA48-LED215DHVFRxx	xx = Color Temp 35, 40, 50
HBIA48-LED215DMVxx	xx = Color Temp 35, 40, 50
HBIA48-LED215DMVFRxx	xx = Color Temp 35, 40, 50
HBIA48-LED280DHVxx	xx = Color Temp 35, 40, 50
HBIA48-LED280DHVFRxx	xx = Color Temp 35, 40, 50
HBIA48-LED280DMVxx	xx = Color Temp 35, 40, 50
HBIA48-LED280DMVFRxx	xx = Color Temp 35, 40, 50
HBIA48-LED355DHVxx	xx = Color Temp 35, 40, 50
HBIA48-LED355DHVFRxx	xx = Color Temp 35, 40, 50
HBIA48-LED355DMVxx	xx = Color Temp 35, 40, 50
HBIA48-LED355DMVFRxx	xx = Color Temp 35, 40, 50

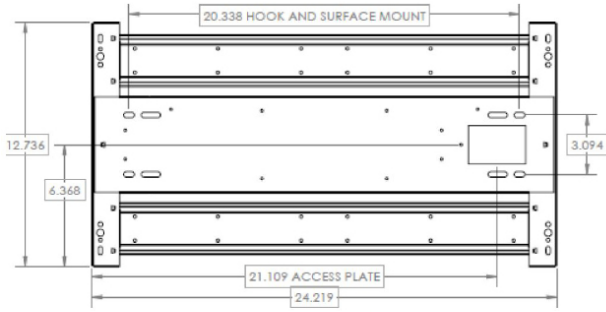
**Note: Fixtures are DLC listed with all options except wire guard (WG)**

Dimensions and specifications subject to change without notice.

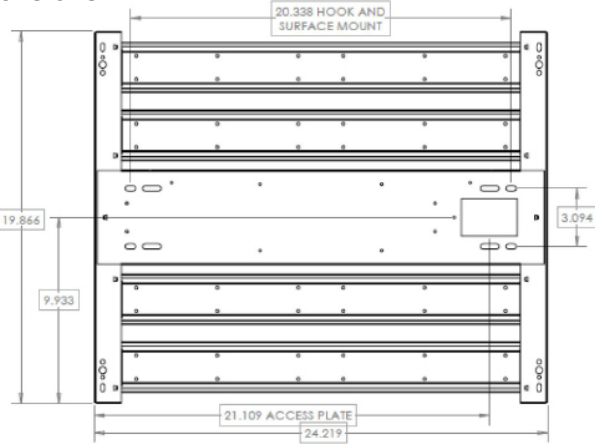


**DIMENSIONS**

**24in Dimensions**

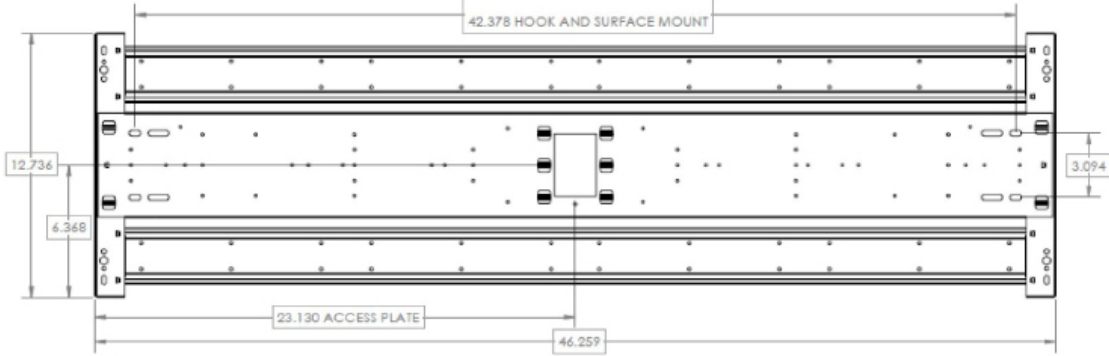


**2 Rows of LEDs**



**4 Rows of LEDs**

**48in Dimensions**



**2 Rows of LEDs**



**4 Rows of LEDs**

Dimensions and specifications subject to change without notice.

