


### APPLICATIONS

Decorative LED chrome fixtures are suitable for wall or ceiling mounting. Designed for bathrooms, kitchens, vanities, bulletin boards, recreation rooms and alongside mirrors.

### FEATURES & BENEFITS

- ◆ Can be mounted vertically or horizontally
- ◆ Post chrome plated steel housing is standard
- ◆ White opal acrylic wraparound diffuser
- ◆ Optional white housing finish
- ◆ Highest quality long life LED
- ◆ Double the life expectancy of fluorescent technology
- ◆ Every fixture individually tested
- ◆ ETL Listed
- ◆ Min CRI 82



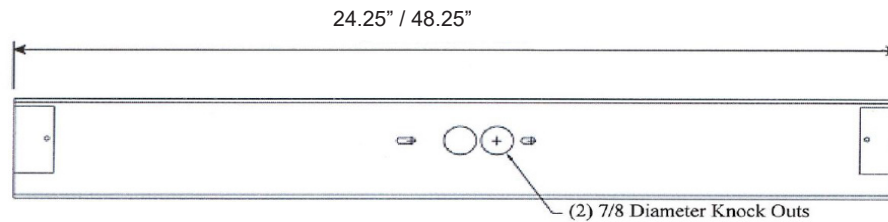
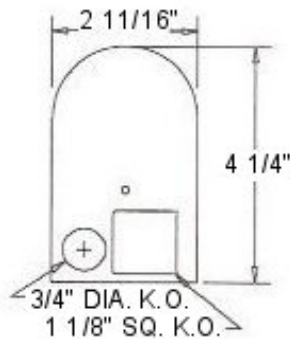
### SPECIFICATIONS

Housing and ends are die-formed from cold rolled steel. Finish is post chrome plated on housing and end caps. One piece end caps fasten with single acorn type nut. Extruded white translucent acrylic diffuser provides soft illumination. Diffuser is retained by a grooved formation running the length of the fixture and is held in place by the end caps. Mounting holes are provided. Mounts over electrical junction box. Knockouts are provided for flexible conduit attachment. Optional decorative contour bands are available when units are row mounted.

### ORDERING DATA

**EXAMPLE: 79 24LED12DMV30**

Series	Size	Gear	Wattage & Lumens	Housing	Driver	Color Temp
79	24 24 inch 48 48 inch	LED	<b>2 ft</b> 12 12 Watts 1100 Lumens <b>4 ft</b> 24 24 Watts 2200 Lumens	--- Chrome (std) WH White	DMV 120-277V Multivolt 0-10V Dimmable Step dimming SDMV Multivolt DHV 347-480VAC 0-10V Dimming D347V 347VAC 0-10V Dimming D120 Triac Dimming 120VAC D277 Triac Dimming 277VAC	30 3000K 35 3500K 40 4000K 50 5000K



Dimensions and specifications subject to change without notice.



◆ 800-444-WATT ◆ www.mobern.com ◆  
8200 Stayton Dr., Ste. 500, Jessup, MD 20794

CAT#

JOB NAME

TYPE