


APPLICATIONS

This series combines the desirable characteristics of the traditional wraparound with an extremely low silhouette to provide a specification luminaire for the conservative budget. This series is engineered to provide comfortable brightness values in the direct glare zone.

FEATURES & BENEFITS

- ◆ Engineered to provide comfortable brightness values in the direct glare zone
- ◆ Available in two and four foot lengths. Ideal for schools, stores and offices
- ◆ Uplight component adds to its attractiveness as well as its efficiency
- ◆ Min CRI 80
- ◆ _CETL_{US} listed
- ◆ Made with US Steel



SPECIFICATIONS

Body ends are die formed of 20 gauge cold rolled steel for both rigidity and uniformity. A crystal clear diffuser extruded from 100% virgin acrylic will maintain its color under normal conditions indefinitely. Linear prisms on the interior side walls direct the light ceilingwards, which can then reflect back down. Diffuser is lift and shift for ease of relamping and cleaning and is capable of hanging down from either side of the housing.

ORDERING DATA

EXAMPLE: 772N-48PLED37DMV40

Series	Length	Suffix	Gear	Wattage / Lumens	Driver	Color Temp	Options
772N Narrow Wraparound	24 24" 48 48"	P (Professional)	LED	2 ft. 22 22 Watts 2575 Lumens 4 ft. 22 22 Watts 2675 Lumens 37 37 Watts 4200 Lumens	DMV 120-277 VAC 0-10V Dimmable	30 3000K 35 3500K 40 4000K 50 5000K	EM 10W, 1200 Lumen Battery backup EM7 7W 840 Lumen Battery backup EM5 5W 600 Lumen Battery backup WP 6' Whip 3 Wire Consult factory for other options

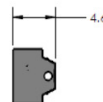
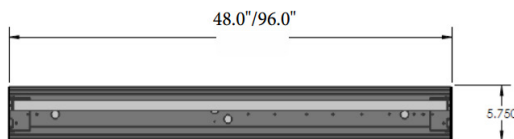
Dimensions



2 Rows of LEDs Distribution



1 Row of LEDs Distribution



Dimensions and specifications subject to change without notice.

◆ 800-444-WATT ◆ www.mobern.com ◆
8200 Stayton Dr., Ste. 500, Jessup, MD 20794

CAT#

JOB NAME

TYPE