

### APPLICATIONS

The **Mobern Series 155** is a commercial grade narrow surface mounted bracket luminaire for use in indoor applications such as bathrooms, stairwells, hallways and other areas requiring a multi-purpose fixture.

### FEATURES & BENEFITS

- ◆ Screw fastened end caps secure diffuser in place
- ◆ Available in one or two lamps
- ◆ Individual or continuous row application
- ◆ Optional chrome fixture finishes available
- ◆  $cUL_{US}$  listed for damp location
- ◆ Clear acrylic prismatic lens with linear ribbed sides standard



### SPECIFICATIONS


Housing and end caps are die-formed from cold rolled steel. Finish is high reflectance baked white enamel. Diffuser is held in place on both ends by screw fastened end caps for a clean look and for easy access to the fixture during maintenance. End caps may be removed for continuous row mounting with the use of optional contour band. Mounts over electrical junction box. Mounting holes are provided. Soft matte opal white acrylic diffuser provides an even illumination. Listed by and bears UL label.

### ORDERING DATA

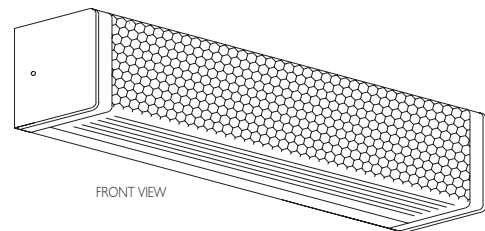
EXAMPLE: 155232WMVB1

155		Lamp Type		Housing Type		Ballast		Options		Accessories	
Series	No. Of Lamps (per cross section)							See Options & Accessories Page		See Options & Accessories Page	
155 Multi-Purpose Bracket	1	14	22" 14WT5	W	White (STD)	MV	Multi-Volt, 120-277				
	2	15	18" 15WT8	C	Chrome	120	Elec. 120V				
		17	24" 17WT8			277	Elec. 277V				
	2	24	22" 24WT5HO			R120	Residential 120V				
		25	36" 25WT8			PMV	Program Multi-Volt				
		28	46" 28W T5			SDMV	Step Dimming Multi-Volt				
		32	48" 32WT8								
	54	46" 54WT5HO									

### LINE ART



SIDE VIEW



FRONT VIEW

Dimensions and specifications subject to change without notice.



◆ 800-444-WATT ◆ www.mobern.com ◆

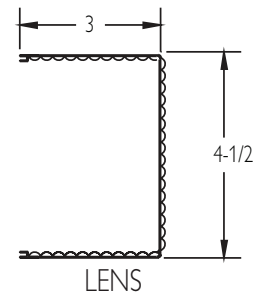
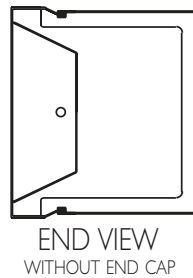
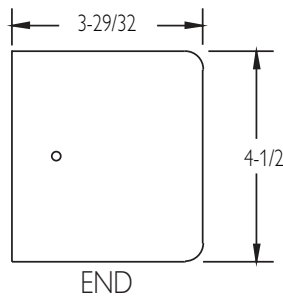
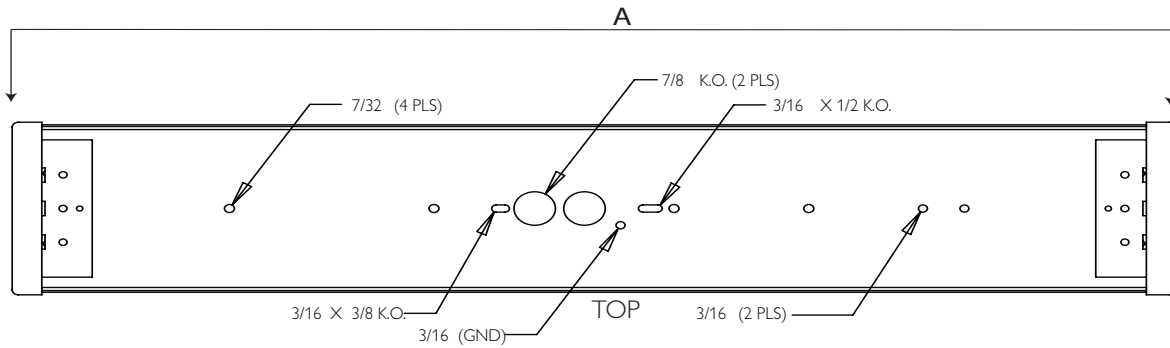
8200 Stayton Dr., Ste. 100, Laurel, MD 20723

CAT#

JOB NAME

TYPE

**DIMENSIONS**

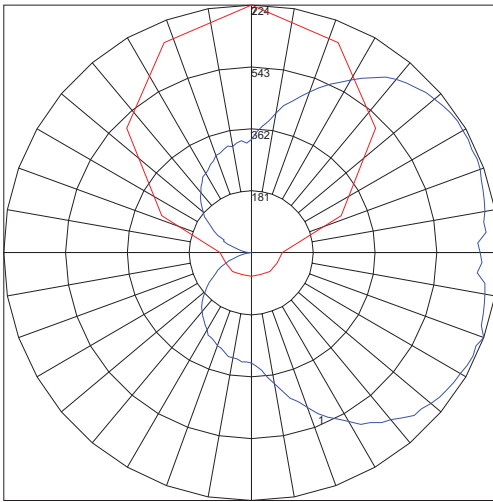


T5		T8	
Size	Length (A)	Size	Length (A)
(1, 2, or 3) 28W*	46 1/4"	(1 or 2) 15W	18 1/4"
		(1 or 2) 17W	24 1/4"
		(1 or 2) 25W	36 1/4"
		(1 or 2) 32W	48 1/4"

Dimensions and specifications subject to change without notice.



### PHOTOMETRICS



Maximum Candela = 724 Located At Horizontal Angle = 90, Vertical Angle = 70  
 # 1 - Vertical Plane Through Horizontal Angles (90 - 270) (Through Max. Cd.)  
 # 2 - Horizontal Cone Through Vertical Angle (70) (Through Max. Cd.)

### IES INDOOR REPORT PHOTOMETRIC FILENAME : 155232MV.IES

#### CHARACTERISTICS

Lumens Per Lamp	2900 (2 lamps)
Total Lamp Lumens	5800
Luminaire Lumens	3705
Total Luminaire Efficiency	64 %
Luminaire Efficacy Rating (LER)	64
Total Luminaire Watts	58
Ballast Factor	1.00
CIE Type General	Diffuse
Spacing Criterion (0-180)	N.A.
Spacing Criterion (90-270)	N.A.
Spacing Criterion (Diagonal)	N.A.
Basic Luminous Shape	Rectangular w/Sides
Luminous Length (0-180)	4.00 ft
Luminous Width (90-270)	0.13 ft
Luminous Height	0.35 ft

### OPTIONS & ACCESSORIES

<b>B1</b>	T8/T5 1L 500 Lumens Battery Backup (B11)	<b>11</b>	Dual Ballasts 1 Lamp + 1 Lamp
<b>B2</b>	T8/T5 1L/2L 700 Lumens Battery Backup (B48)	<b>21</b>	Dual Ballasts 2 Lamp + 1 Lamp
<b>B3</b>	T8/T5 1L/2L 1400 Lumens Battery Backup (B223)	<b>22</b>	Dual Ballasts 2 Lamp + 2 Lamp
<b>B4</b>	T8/T5 1L/2L 3000 Lumens Battery Backup (B510)	<b>31</b>	Dual Ballasts 3 Lamp + 1 Lamp
	- Remote mount only	<b>RIF</b>	Radio Interference Filter
<b>B51</b>	T5HO 1L 500 Lumens Battery Backup (B625)	<b>OS</b>	Occupancy Sensor
<b>B52</b>	T5HO 1L 800 Lumens Battery Backup (B585)	<b>OA</b>	Opal Acrylic Lens
<b>B53</b>	T5HO 1L 1300 Lumens Battery Backup (B626)		

\*Lamps can be sold and shipped on side Order separately A96 (Contour Band) Call for additional options

### BALLAST OPTIONS

#### Brands

Code No.	Description
A	Advance
G	GE Ballast
L	Lutron
S	Sylvania Ballast
U	Universal

#### Performance Levels

Ballast			
Manufacturer	Standard	High Efficiency Instant Start	High Efficiency Program Start
Advance	Centium ICN (A)	Optanium (AL, AN, AH)	Optanium PS (APL, APN)
GE	Proline GE (G)	UltraMax (GL, GN, GH)	UltraStart (GPL, GPN, GPH)
Osram/Sylvania	Quicktronic Pro (S)	Quicktronic QHE (SL, SN, SH)	ProStart (SPL, SPN, SPH)
Universal	ULT STD Electronic (U)	HP Electronic (UL, UN, UH)	AccuStart (UPI, UPN, UPH)

Dimensions and specifications subject to change without notice.



◆ 800-444-WATT ◆ www.mobern.com ◆

8200 Stayton Dr., Ste. 100, Laurel, MD 20723

CAT#

JOB NAME

TYPE